




North America

Product Line

Guide

2024

HELI



Heli America Inc.


Heli America Inc. is the subsidiary company of Anhui Forklift Group Co. Anhui Forklift Group is the largest manufacturer of material handling equipment in China, and is ranked as one of the ten largest in the world!

Anhui Forklift Group was established in 1958 and listed on the Shanghai Stock Exchange market. As a world class enterprise, Heli has established a quality design and manufacturing system which has received both the ISO9001 and 14001 certifications, and Europe's CE safety certificate. Heli stocks and supplies main forklift product ranging from 2,000 lbs. to 100,000 lbs. and covering Class I to ClassVII.

Heli continuously extends its best products and service to global market through regional centers and distributors networks. Heli America Inc. is committed to meet the North American market requirements.

Heli, empower the world!

Electric Forklift



Electric Forklift-Four Wheel



Normal Duty

CPD15/18/20/25/30/35/38

Four Wheel Forklift (Lithium-ion) 80V (3000-7500 lbs. Capacity)

Item	Four Wheel Forklift (Lithium-ion) 80V (3000-7500 lbs. Capacity)							
Identification								
Series	G2 series							
Model Designation	CPD15	CPD18	CPD20	CPD25	CPD30	CPD35	CPD38	
Configuration number	GB2LI-M	GB2LI-M	GB2LI-M	GB2LI-M	GB2LI-M	GB2LI-M	GB2LI-M	GB2LI-M
Load Capacity	lbs	3000	3500	4000	5000	6000	7000	7500
Load Center	in	24	24	24	24	24	24	24
Dimensions								
Overhead Guard Height	in	84.3	84.3	85.4	85.4	85.8	85.8	85.8
Overall length(without fork)	in	84.3	84.3	95.7	95.7	101.1	101.1	103.2
Overall Width	in	44.1	44.1	45.7	45.7	48.2	48.2	54.8
Min.outside turning radius	in	73.2	73.2	81.5	81.5	87.2	87.2	88.6
Performance								
Travel Speed,loaded/unloaded	mph	10.6/11.3	10.6/11.3	11.3/11.9	11.3/11.9	11.3/11.9	11.3/11.9	10.6/11.3
Lifting speed, loaded/unloaded	fpm	94.5/118.1	94.5/118.1	90.6/110.2	86.6/110.2	80.7/106.3	76.8/106.3	78.7/100.4
Max. gradeability(loaded/unloaded)	%	20/22	20/20	22/28	20/28	20/28	18/28	17/25
Controller		ZAPI	ZAPI	ZAPI	ZAPI	ZAPI	ZAPI	ZAPI
Battery Voltage/rated capacity(5h)	V/Ah	80/202	80/202	80/271	80/271	80/404	80/404	80/346
Endurance (recommended)	h	6-8	6-8	6-8	6-8	6-8	6-8	5-7
Forklift features	Main sales model. Suitable for various harsh environments. Reliable Performance. Excellent performance.							
Optional items	Large capacity lithium batteries. Fingertip control. 4-Stage mast. Cab. Cold storage. Air-conditioning, FICS. Various work lights and warning lights.							

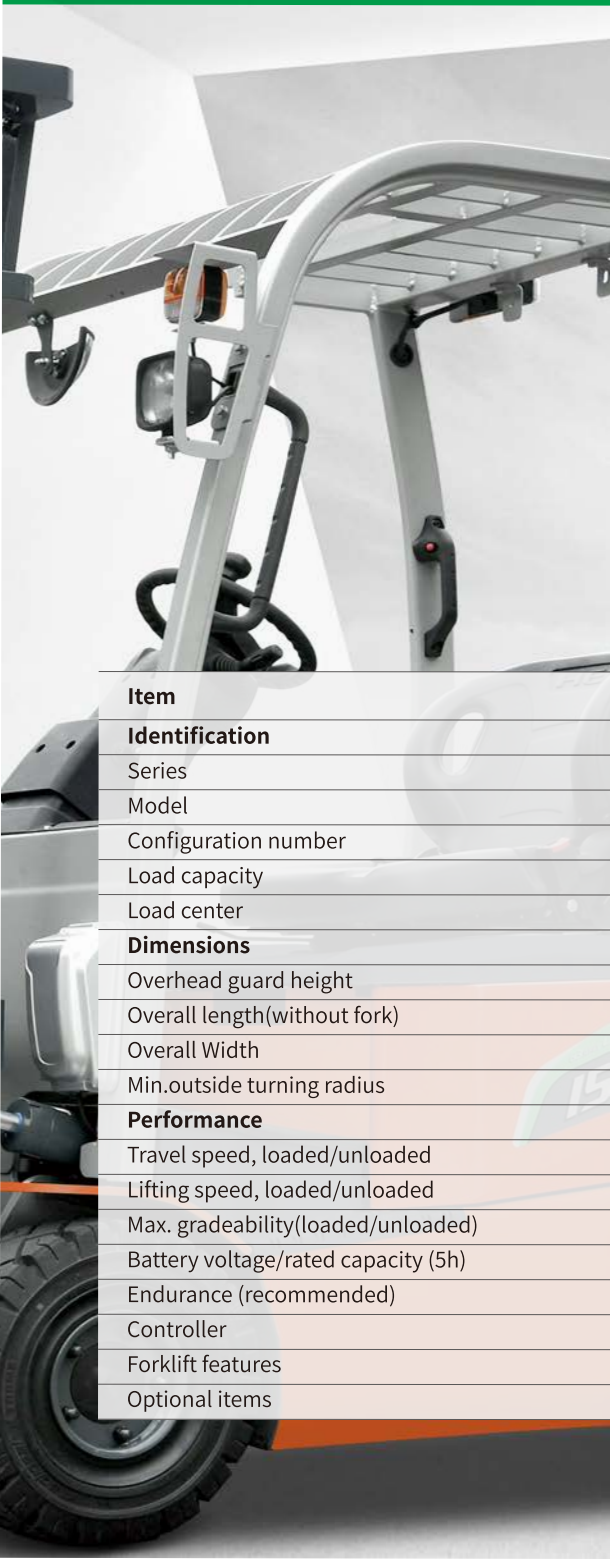
Electric Forklift-Four Wheel



CPD20/25/30/35

Item	Four Wheel Forklift(Li-ion)80V (4000-7000 lbs. Capacity)			
Identification	G2 series			
Series	G2 series			
Model	CPD20	CPD25	CPD30	CPD35
Configuration number	GB6LI-S	GB6LI-S	GB6LI-S	GB6LI-S
Load capacity	lbs 4000	5000	6000	7000
Load center	in 24	24	24	24
Dimensions				
Overhead guard height	in 85.4	85.4	85.8	85.8
Overall length(whithout fork)	in 95.7	95.7	101.1	101.1
Overall width	in 45.7	45.7	48.2	48.2
Min. outside turning radius	in 81.5	81.5	87.2	87.2
Weight				
Total weight (with/without battery)	lbs 7140/6700	7920/7480	9160/8460	10000/9300
Performance				
Traveling speed(Load/Unloaded)	mph 8.7/9.3	8.7/9.3	8.7/9.3	8.7/9.3
Lifting speed, loaded/unloaded	fpm 74.8/96.5	68.9/96.5	72.8/96.5	66.9/88.6
Max. gradeability(loaded/unloaded)	% 18/25	16/25	15/21	15/21
Controller	HELI	HELI	HELI	HELI
Battery voltage/rated capacity	V/Ah 80/150	80/150	80/271	80/271
Endurance (recommended)	h 4-6	4-6	4-6	4-6
Forklift features	Same as the "M" model size, only the motor power and controller brand are different. Competitive prices and reliable performance.			
Optional items	Large capacity lithium batteries. 4-Stage mast. Cab. Cold storage. FICS. Various work lights and warning lights.			

Electric Forklift-Four Wheel (Dual-drive)



Normal Duty

CPD15/16/18/20

Item	Dual-drive Li-on Forklift 80V (3000-4000 lbs. Capacity)				
Identification					
Series	G3 series				
Model	CPD15	CPD16	CPD18	CPD20	
Configuration number	GE2DLI	GE2DLI	GE2DLI	GE2DLI	
Load capacity	lbs	3000	3200	3500	4000
Load center	in	24	24	24	24
Dimensions					
Overhead guard height	in	80	80	80	80
Overall length(without fork)	in	78.9	78.9	82.1	82.1
Overall Width	in	42	42	44	44
Min.outside turning radius	in	68.7	68.7	72.6	72.6
Performance					
Travel speed, loaded/unloaded	mph	10.6/11.2	10.6/11.2	10.6/11.2	10.6/11.2
Lifting speed, loaded/unloaded	fpm	90.5/127.9	90.5/127.9	82.7/118.1	82.7/118.1
Max. gradeability(loaded/unloaded)	%	22/30	22/30	22/30	22/30
Battery voltage/rated capacity (5h)	V/Ah	80/202	80/202	80/202	80/202
Endurance (recommended)	h	6-8	6-8	6-8	6-7
Controller		ZAPI	ZAPI	ZAPI	ZAPI
Forklift features	Dual-drive, Small turning radius and flexible operation. High load capacity.				
Optional items	Large capacity lithium batteries. Fingertip control. 4-Stage mast. Cab. Cold storage. FICS. Various work lights and warning lights.				

Electric Forklift-Four Wheel (Dual-drive)



NEW



Normal Duty

CPD25/30/35

Item	Dual-drive Forklift(Li-ion) 80V (5000-7000 lbs. Capacity)			
Identification				
Series	G3 series			
Model	CPD25	CPD30	CPD35	
Configuration number	GE2DLI	GE2DLI	GE2DLI	
Load capacity	lbs	5000	6000	7000
Load center	in	24	24	24
Dimensions				
Overhead guard height	in	89.0	89.0	89.0
Overall length(without fork)	in	95.5	97.2	97.4
Overall Width	in	47.0/47.1	47.0/48.1	47.0/48.1
Min.outside turning radius	in	79.7	81.0	81.0
Performance				
Travel speed, loaded/unloaded	mph	12.4/12.4	11.8/12.4	11.8/12.4
Lifting speed, loaded/unloaded	fpm	98.4/118.1	98.4/118.1	86.6/106.3
Max. gradeability(loaded/unloaded)	%	25/29	21/29	20/27
Battery voltage/rated capacity (5h)	V/Ah	80/272	80/404	80/404
Endurance (recommended)	h	6-8	7-9	7-9
Controller		ZAPI	ZAPI	ZAPI
Forklift features	Dual-drive, Small turning radius and flexible operation. High load capacity,Lithium batteries can be replaced by a side shovel.			
Optional items	Large capacity lithium batteries. Fingertip control. 4-Stage mast. Cab. Cold storage. Air-conditioning, FICS. Various work lights and warning lights.			

Electric Forklift-Four Wheel



Normal Duty

CPD40/45/50

Item	Four wheel Forklift(Li-ion) 80V (8000-10000 lbs. Capacity)			
Identification				
Series	G3 series			
Model Designation	CPD40	CPD45	CPD50	
Configuration number	GB2LI	GB2LI	GB2LI	
Load Capacity	lbs	8000	9000	10000
Load Center	in	24	24	24
Dimensions				
Overhead Guard Height	in	89.6	89.6	89.6
Overall length(without fork)	in	115	115	115
Overall Width	in	53.1	53.1	59.1
Min.outside turning radius	in	101.6	101.6	101.6
Performance				
Travel Speed,loaded/unloaded	mph	8/8.7	8/8.7	8/8.7
Lifting speed, loaded/unloaded	fpm	61/88.6	55.1/88.6	51.2/88.6
Max. gradeability(loaded/unloaded)	%	17/27	16/26	15/25
Controller	V/Ah	80/542	80/606	80/606
Battery Voltage/rated capacity(5h)	h	7-9	7-9	7-9
Endurance (recommended)		ZAPI	ZAPI	ZAPI
Forklift features	High load capacity,Lithium batteries can be replaced by a side shovel, Suitable for low-temperature environments.			
Optional items	Large capacity lithium batteries. Fingertip control. Cab. Cold storage. Air-conditioning, FICS. Various work lights and warning lights.			

Electric Forklift-Four Wheel



Normal Duty

CPD60/70



Normal Duty

CPD85/100

Item	Four wheel Forklift(Li-ion) 80V (13000-22000 lbs. Capacity)			
Identification	G3 series			
Series	G3 series			
Model	CPD60	CPD70	CPD85	CPD100
Configuration number	GB2DLI	GB2DLI	GB2DLI	GB2DLI
Load capacity	lbs 13000	15500	18500	22000
Load center	in 24	24	24	24
Dimensions				
Overhead guard height	in 98.4	98.4	97.2	97.2
Overall length(whithout fork)	in 135.3	135.3	143.7	143.7
Overall width	in 80.5	80.5	85.2	85.2
Min. outside turning radius	in 120.1	120.1	127.1	131.8
Performance				
Traveling speed(Load/Unloaded)	mph 9.4/10	9.4/10	8.7/9.6	8.1/9.6
Lifting speed, loaded/unloaded	fpm 68.9/90.5	63/90.5	59.0/77.8	50.2/68.9
Max. gradeability(loaded)	% 19	18	18	15
Battery voltage/rated capacity	V/Ah 80/606	80/606	80/808	80/808
Endurance (recommended)	h 6-7	6-7	8-9	8-9
Controller	ZAPI	ZAPI	ZAPI	ZAPI
Forklift features	Dual-drive, Small turning radius and flexible operation. High load capacity,Lithium batteries can be replaced by a side shovel, Dual gun charging.			
Optional items	Large capacity lithium batteries. Fingertip control. Cab. Cold storage. Air-conditioning, FICS. Various work lights and warning lights. Reverse image.			

Electric Forklift-Four Wheel



NEW



Heavy duty

CPD40/45/50

Item	Four wheel Forklift(Li-ion) 153.6V (8000-10000 lbs. Capacity)			
Identification				
Series	G2 series			
Model Designation	CPD40	CPD45	CPD50	
Configuration number	G2A11LI	G2A11LI	G2A11LI	
Load Capacity	lbs	8000	9000	10000
Load Center	in	24	24	24
Dimensions				
Overhead guard height	in	92.5	92.5	92.5
Overall length(whithout fork)	in	125.4	126.2	128.1
Overall width	in	58.2	58.2	58.2
Min. outside turning radius	in	112.2	113.3	115.3
Performance				
Traveling speed(Load/Unloaded)	mph	11.3/11.8	11.3/11.8	11.3/11.8
Lifting speed, loaded/unloaded	fpm	88.6/98.4	82.7/98.4	77/98.4
Max. gradeability(Loaded/Unloaded)	%	19/20	18/20	17/20
Endurance (recommended)	h	6-8	6-8	6-8
Forklift features	Heavy duty models, High load capacity, Suitable for low-temperature environments.			
Optional items	Large capacity lithium batteries. Cab. Cold storage. Air-conditioning, FICS. Various work lights and warning lights. Reverse radar. Reverse image.			

Electric Forklift-Four Wheel



CPD60/70/85/100

Item	Four wheel Forklift(Li-ion) (13000-22000lbs. Capacity)								
Identification									
Series	G2 series								
Model Designation	CPD60		CPD70		CPD85		CPD100		
Configuration number	A11LIG2-H	A6LIG2-H	A11LIG2-H	A6LIG2-H	A11LIG2-H	A6LIG2-H	A11LIG2-H	A6LIG2-H	
Load Capacity	lbs	13000		15500		18500		22000	
Load Center	in	24		24		24		24	
Dimensions									
Overhead guard height	in	96.4		96.4		100.7		100.7	
Overall length(whithout fork)	in	140.7		143.5		155.6		165.4	
Overall width	in	80.5		80.5		85.2		85.2	
Min. outside turning radius	in	129.1		131.5		143		155.1	
Performance									
Traveling speed(Load/Unloaded)	mph	15.6/15.6		15.6/15.6		12.5/12.5		12.5/12.5	
Lifting speed, loaded/unloaded	fpm	83.7/90.5	86.6/94.5	71.9/90.5	86.6/94.5	83.7/90.5	83.7/90.5	68.9/74.8	68.9/74.8
Max. gradeability(Loaded/Unloaded)	%	25/25		25/25		20/20		20/20	
Endurance (recommended)	h	7-8		7-8		8-9		8-9	
Forklift features	Dual-drive, Heavy duty models, High working efficiency, High load capacity, Suitable for low-temperature environments.								
Optional items	Large capacity lithium batteries. Fingertip control. Cab. Cold storage. Air-conditioning, FICS. Various work lights and warning lights. Reverse radar. Reverse image.								

Electric Forklift-Three Wheel (Dual-drive)



Normal Duty

CPD15/16/18/20

Item	Three Wheel Forklift (Li-ion) 80V (3000-4000 lbs. Capacity)			
Identification				
Series	G3 series			
Model Designation	CPD15	CPD16	CPD18	CPD20
Configuration number	SQ-GE2Li	SQ-GE2Li	SQ-GE2Li	SQ-GE2Li
Load Capacity	lbs 3000	3200	3500	4000
Load Center	in 24	24	24	24
Dimensions				
Overhead guard height	in 80	80	80	80
Overall length(whithout fork)	in 75.9	75.9	80.9	80.9
Overall width	in 42	42	44	44
Min. outside turning radius	in 60.8	60.8	65.9	65.9
Performance				
Travel speed, loaded/unloaded	mph 10/10.6	10/10.6	10/10	10/10
Max. gradeability(loaded/unloaded)	% 22//30	22//30	22//30	22//30
Lifting speed, loaded/unloaded	fpm 88.6/128	88.6/128	80.7/118.1	78.7/118.1
Battery voltage/rated capacity (5h)	V/Ah 80/202	80/202	80/202	80/202
Endurance (recommended)	h 6-8	6-8	6-7	6-7
Controller	ZAPI	ZAPI	ZAPI	ZAPI
Forklift features	Dual-drive, Small turning radius and flexible operation. High load capacity,Lithium batteries can be replaced by a side shovel.			
Optional items	Large capacity lithium batteries. Fingertip control. 4-Stage mast. Cab. Cold storage. Air-conditioning, FICS. Various work lights and warning lights.			

Electric Forklift -Three Wheel

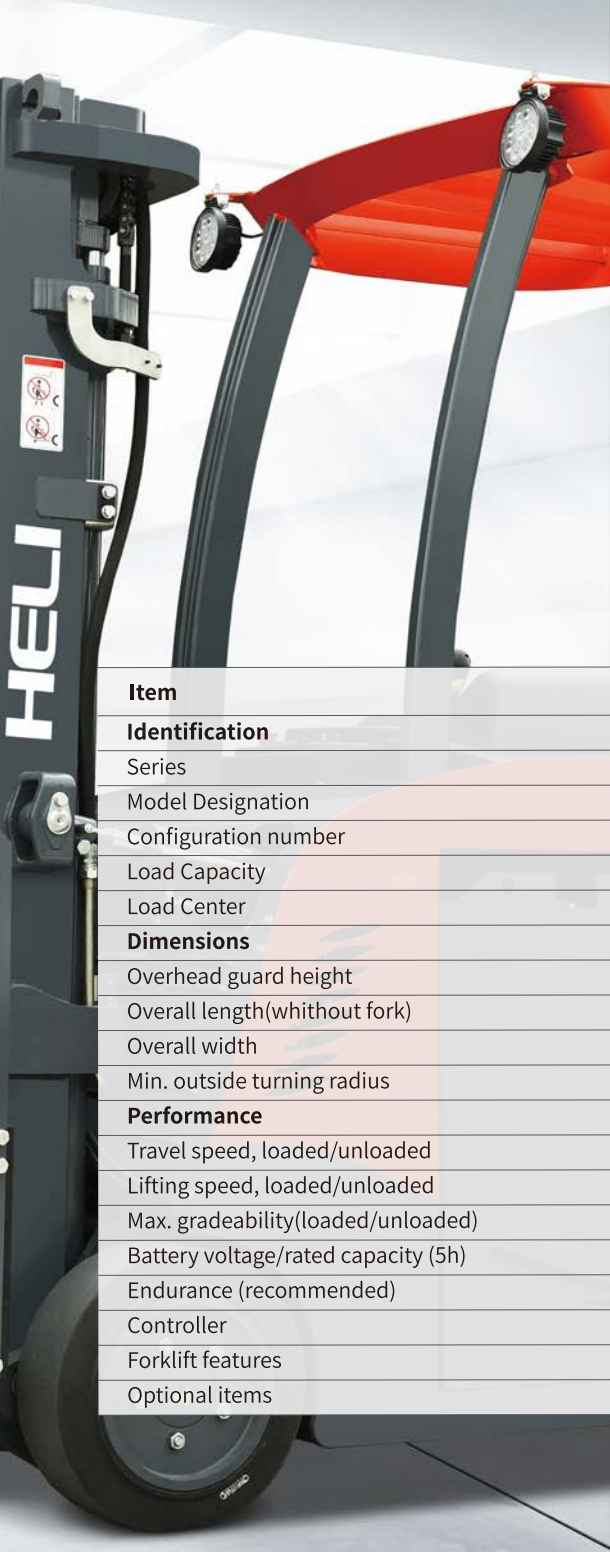


Forklifts can enter elevators

CPD08/10/12SQ

Item	Three Wheel Forklift(Li-ion)24V (1760-2640 lbs. Capacity)		
Identification	H4 series		
Series	H4 series		
Model	CPD08SQ	CPD10SQ	CPD12SQ
Configuration number	A1LIH4/A5LIH4	A1LIH4/A5LIH4	A1LIH4/A5LIH4
Load capacity	lbs 1760	2200	2640
Load center	in 16	16	16
Dimensions			
Overhead guard height	in 77.2	77.2	77.2
Overall length(whithout fork)	in 65.7	66.5	67.3
Overall width	in 35.4	35.4	35.4
Min. outside turning radius	in 58.3	58.7	59.4
Weight			
Total weight (with/without battery)	lbs 3682/3428	4100/3847	4387/4123
Wheels, Chassis			
Tire size (front/rear)	in 4.00-8/3.5-5	4.00-8/3.5-5	4.00-8/3.5-5
Performance			
Traveling speed(Load/Unloaded)	mph 6.21/7.46	6.21/7.46	6.21/7.46
Lifting speed, loaded/unloaded	fpm 49.2/74.8	47.2/74.8	45.3/74.8
Max. gradeability(loaded/unloaded)	% 13/15	12/15	10/15
Battery voltage/rated capacity	V/Ah 24/250	24/250	24/250
Drive motor-60min. rating	HP 4	4	4
Pump motor-15min. rating	HP 6	6	6
Drive motor control mode	MOSFET/AC	MOSFET/AC	MOSFET/AC
Controller	CURTIS/SME	CURTIS/SME	CURTIS/SME
Lead acid optional	<input type="radio"/>	<input type="radio"/>	<input type="radio"/>

Electric Forklift



Full Free 4-Stage mast is available

CPDSR15/18/20

Three Wheel Forklift (Li-ion) 80V (3000-4000 lbs. Capacity)

Item	Three Wheel Forklift (Li-ion) 80V (3000-4000 lbs. Capacity)				
Identification					
Series	G3 series				
Model Designation	CPDSR15	CPDSR15	CPDSR18	CPDSR20	
Configuration number	GA2LI	GB2LI	GA2LI	GA2LI	
Load Capacity	lbs	3000	3000	3500	4000
Load Center	in	24	24	24	24
Dimensions					
Overhead guard height	in	88	88	88	88
Overall length(whithout fork)	in	67.7	69.7	69.7	72.2
Overall width	in	42.3	42.3	42.3	42.3
Min. outside turning radius	in	55.7	57.7	57.7	60.2
Performance					
Travel speed, loaded/unloaded	mph	7.2	7.2	7.2	7.2
Lifting speed, loaded/unloaded	%	65/110	65/110	65/110	61/105
Max. gradeability(loaded/unloaded)	fpm	15/15	15/15	15/15	15/15
Battery voltage/rated capacity (5h)	V/Ah	48/271	48/404	48/404	48/404
Endurance (recommended)	h	5-7	7-9	6-8	6-8
Controller		ZAPI	ZAPI	ZAPI	ZAPI
Forklift features	Dual-drive, Small turning radius and flexible operation. High load capacity.				
Optional items	Large capacity lithium batteries. 4-Stage mast. Cold storage. FICS. Various work lights and warning lights.				

Electric Forklift-Cushion Tire




5-Stage mast is available

CPD20/25/30/32

Item	Four Wheel Li-ion Forklift (Cushion Tire) 80V (4000-6500 lbs. Capacity)					
Identification						
Series	G Series					
Model designation	CPD20	CPD25	CPD25	CPD30	CPD32	
Configuration number	GA2CLi	GA2CLi	GB2CLi	GA2CLi	GA2CLi	
Load capacity	lbs 4000	5000	5000	6000	6500	
Load center	in 24	24	24	24	24	
Battery compartment size	in 39.25 × 30.70 × 24.6	39.25 × 30.70 × 24.6	39.25 × 30.70 × 24.6	39.25 × 34.64 × 24.6	39.25 × 34.64 × 24.6	
Dimensions						
Overhead guard height	in 88.5	88.5	88.5	88.5	88.5	
Overall length (without fork)	in 84.8	85.2	89.2	91.4	92.2	
Overall Width	in 42	42	44	44	44	
Min.outside turning radius	in 72.6	73.0	77.8	79.6	80.2	
Wheels, Chassis						
Tire size(front)	21x7-15	21x7-15	21x8-15	21x8-15	21x8-15	
Tire (rear)	16x6-10.5	16x6-10.5	16x6-10.5	16x6-10.5	16x6-10.5	
Tire type	Cushion	Cushion	Cushion	Cushion	Cushion	
Weight						
Total weight (with/without battery)	lbs 12521/10121	13050/10650	13226/10826	13777/11377	11597/13997	
Performance						
Travel speed, loaded/unloaded	mph 11.2/11.2	11.2/11.2	11.2/11.2	11.2/11.2	11.2/11.2	
Lifting speed, loaded/unloaded	fpm 80.7/122	80.7/122	80.7/122	70.9/98.4	70.9/98.4	
Max. gradeability (loaded/unloaded)	% 18/20	18/20	18/20	16/20	16/20	
Battery voltage/rated capacity (5h)	V/Ah 80/271	80/271	80/404	80/404	80/404	
Drive motor - 60 min. rating	HP 22.6	22.6	22.6	22.6	22.6	
Pump motor - 15 min. rating	HP 28.6	28.6	28.6	28.6	28.6	
Drive motor control method	MOSFET/AC	MOSFET/AC	MOSFET/AC	MOSFET/AC	MOSFET/AC	
Controls	ZAPI	ZAPI	ZAPI	ZAPI	ZAPI	
Lead acid optional	○	○	○	○	○	

Note: ○ optional — non-configurable

Narrow Aisle



Narrow Aisle



CQD16/18X1



CQD14X2



CQD15X2



Item		Scissor Fork Reach Forklift (Li-ion)		Double Scissor Fork Reach Forklift (Li-ion)	Heavy Duty Reach Trucks(Li-ion) (Deep reach)
Identification		G series		G series	G series
Series		CQD16X1		CQD14X2	CQD15X2
Model Designation		GB2RLI	GB2RLI	GB2RLI	HDLI
Configuration number		3500	4000	3000	3200
Load Capacity	lbs	24	24	24	24
Load Center	in				
Dimensions					
Overhead guard height	in	91	91	91	90.5
Overall length(without fork)	in	71	73	78	82.6
Overall width	in	43	43	42.9	42.9
Reach stroke	in	24	24	43	43
Min.outside turning radius	in	67	69	74	77.1
Travel speed, loaded/unloaded	mph	6.5/7.3	6.5/7.3	6.2/6.8	7.2/8.1
Lifting speed, loaded/unloaded	fph	65/100	65/100	65/102	68/108.3
Max. gradeability(loaded/unloaded)	%	10/15	10/15	10/15	10/13
Battery voltage/rated capacity	V/Ah	48/404	48/404	48/404	80/202
Endurance (recommended)	h	8-10	8-10	8-10	7-9
Controller		ZAPI	ZAPI	ZAPI	ZAPI
Forklift features		Driving comfort. Convenient maintenance. High efficiency.		Driving comfort. Convenient maintenance. High efficiency.	High lift. High load capacity. 341" lifting height without load reduction. Driving comfort. Convenient maintenance. High efficiency.
Optional items		Lifting height pre-selector, Monitoring system. Various work lights and warning lights. Cold storage processing. FICS. Straddle inside width.		Lifting height pre-selector, Monitoring system. Various work lights and warning lights. Cold storage processing. FICS. Straddle inside width.	Lifting height pre-selector, Monitoring system. Various work lights and warning lights. Cold storage processing. FICS. Straddle inside width.

Narrow Aisle

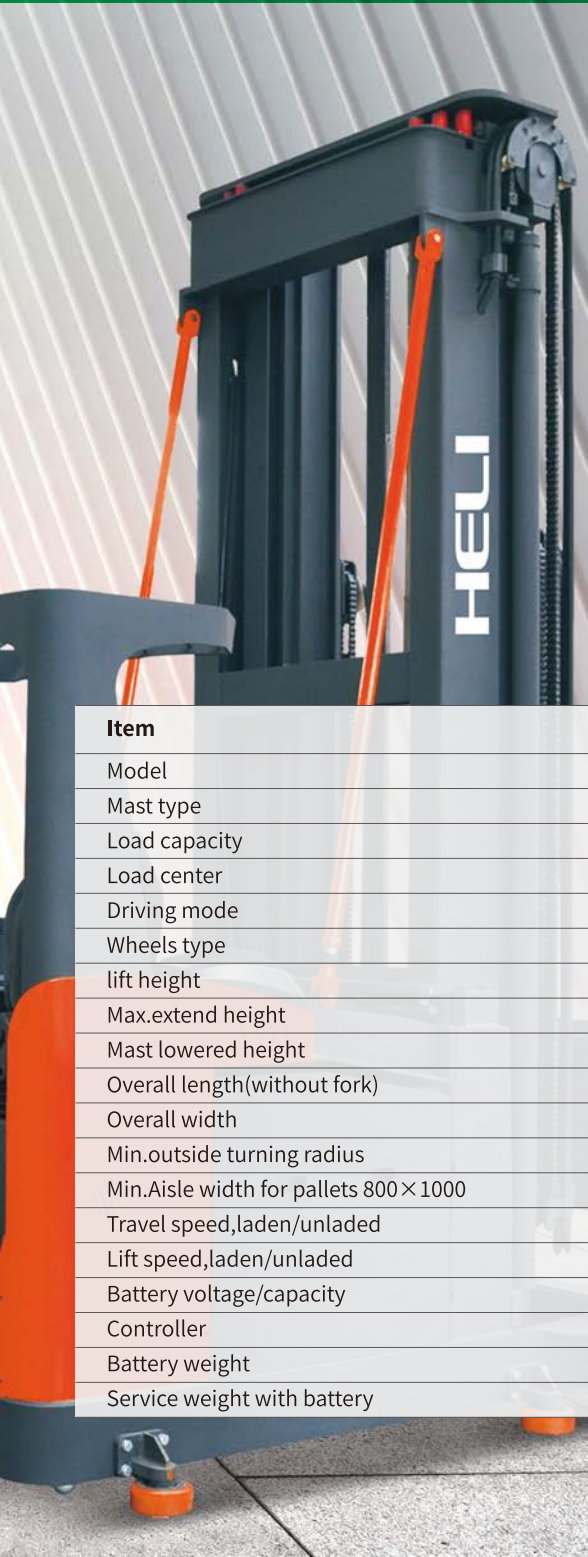


CQD20/25

Item	Stand-on Reach Truck(Li-ion)		
Identification			
Series	G2 Series		
Model designation	CQD20		CQD25
Configuration number	GC2RLI		GC2RLI
Load capacity	lbs	4000	5000
Load center	in	24	24
Battery compartment size	in	40.7x13.8x32.4	40.7x13.8x32.4
Dimensions			
Overhead guard height	in	88.6	88.6
Overall length(without fork)	in	75	81.7
Overall width	in	46.9	46.9
Reach stroke	in	26.6	33.3
Min.outside turning radius	in	70.7	77.4
Wheels, Chassis			
Tire type		PU	PU
Weight			
Total weight (with/without battery)	lbs	7040/5390	7106/5456
Performance			
Travel speed, loaded/unloaded	mph	6.2/7.2	6.2/7.2
Lifting speed, loaded/unloaded	fpm	59/88.5	53.1/88.5
Max. gradeability(loaded/unloaded)	%	10/15	10/15
Battery voltage/rated capacity	V/Ah	48/404	48/404
Drive motor - 60 min. rating	HP	6.7	6.7
Pump motor - 15 min. rating	HP	13.4	13.4
Drive motor control method		MOSFET/AC	MOSFET/AC
Controls		ZAPI	ZAPI
Lead acid optional		○	○

Note: ● Standard ○ optional — non-configurable

Order Picker VNA



OPD15



OPDS15

Item		VAN Battery Truck(Man-down)		VAN Battery Truck(Man-up)		
		OPD15		OPDS15		
Model		OPD15				
Mast type		413in	256in	315in	362in	413in
Load capacity	lbs	3000	3000	3000	3000	3000
Load center	in	24	24	24	24	24
Driving mode		Seated	Stand-on	Stand-on	Stand-on	Stand-on
Wheels type		PU	PU	PU	PU	PU
lift height	in	413in	187	246	394	345
Max.extend height	in	464.6	292.4	351.5	398.7	449.9
Mast lowered height	in	182.7	147.5	177.1	200.7	226.3
Overall length(without fork)	in	131.5	149.8	149.8	149.8	149.8
Overall width	in	49.6/59.8	47.6/61.2	47.6/61.2	47.6/61.2	47.6/61.2
Min.outside turning radius	in	85.4	87.4	87.4	87.4	87.4
Min.Aisle width for pallets 800×1000	in	66.9	66.1	66.1	66.1	66.1
Travel speed,laden/unladen	mph	5/5.3	6.2/6.2	6.2/6.2	6.2/6.2	6.2/6.2
Lift speed,laden/unladen	fpm	39.4/59.1	55.1/59.1	55.1/59.1	55.1/59.1	55.1/59.1
Battery voltage/capacity	V/Ah	48/1000	80/560	80/560	80/560	80/560
Controller		CURTIS	CURTIS	CURTIS	CURTIS	CURTIS
Battery weight	lbs	3320	2960(2900-3020)	2960(2900-3020)	2960(2900-3020)	2960(2900-3020)
Service weight with battery	lbs	16522	15410	16210	16810	17610

Order Picker



Light duty




High level

OPSM

OPS15

Item		Order picker	Order picker
Model		OPSM	OPS15
Mast type		-	3-stage mast
Load capacity	lbs	330	3000
Load center	in	-	24.00
Driving mode		Stand-on	Stand-on
Wheels type		PU	Polyurethane
lift height	in	118(lifting height of partform)	197/276/354
Max.extend height	in	197	284.6/363.4/442.1
Mast lowered height	in	19.7	94.9/121.3/147.6
Overall length(without fork)	in	60	126
Overall width	in	30	43.3/53.2
Min.outside turning radius	in	51	70.9
Min.Aisle width for pallets 800×1000	in	68.9	55.1
Travel speed,laden/unladed	mph	2.8	4.8/5
Lift speed,laden/unladed	fpm	27.6	0-29.5/0-55.1
Battery voltage/capacity	V/Ah	24/105 (205)	24/700(1100)
Controller		CURTIS	CURTIS
Battery weight	lbs	52X2(70X4)	2960(2900-3020)
Service weight with battery	lbs	1500/1540	15410

Warehouse Truck Pallet Truck



Warehouse Truck -Pallet Truck



Light duty

CBD15/20-LI3



Middle duty

CBD20J



Heavy duty

CBD20-150LI

Model		CBD15J-LI3	CBD20J-Li3	CBD20J	CBD20-150LI
Loading capacity	lbs	3300	4400	4400	4500
Load center	in	24	24	24	24
Operating type		Walkie	Walkie	Walkie	Walkie
Wheels type		PU	PU	PU	PU
Max. lifting height	in	7.9	7.9	7.9	7.7
Overall fork width	in	21.7/27	21.7/27	21.7/27.0	21.3/23.6/25.6/27.0
Fork length	in	45	45	45.3	45/48
Overall length	in	61	61	67.2	68.9
Overall width	in	21.7/27	21.7/27	27.6	28.3
Overall height (With handle)	in	28.5/45.1	28.5/45.1		54.5
Min. turning radius	in	53	53	58.7	62
Min. aisle width for pallets 1000×1200	in	68.9	68.9	75.2	76.4
Travel speed	mph	2.6/2.8	2.6/2.8	2.86/3.07	2.2/2.5
Lift speed	fpm	-	-	3.94/5.12	3.9/4.9
Driving motor	hp	DC 1.02	DC 1.02	DC 0.75	AC 1.5
Battery voltage/capacity	V/Ah	24/20、24/30、24/40	48/15、48/20	2×12/100	24/150、24/202
Controller		CURTIS	CURTIS	CURTIS	ZAPI
Battery weight	lbs	12/15/18	15/18	2×59.5	210
Service weight with battery	lbs	304	330	734	1120
Endurance (recommended)	h	2-3	2-3	3-4	4-6

NOTE: 150, Li2 Fork lowered height 3 in.

Warehouse Truck -Pallet Truck




CBD35-510/520LI



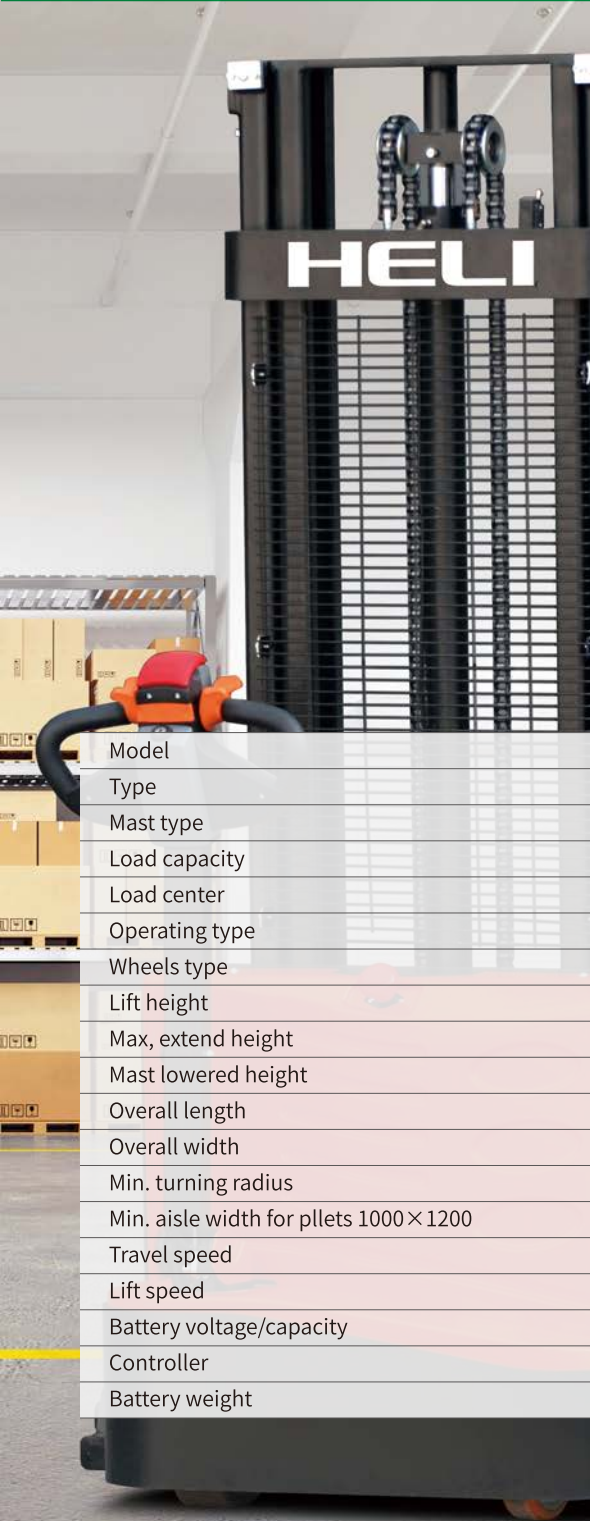
CBD40-510/520LI

Model		CBD35-510LI	CBD35-520LI	CBD40-510LI	CBD40-520LI
Loading capacity	lbs	6000/7000		8000	
Load center	in	48	24	48	24
Operating type		Rider		Rider	
Wheels type		PU		PU	
Max. lifting height	in	9		9	
Overall fork width	in	27.0/7.09	27.0/8.66	27.0/7.09	27.0/8.66
Fork length	in	96	48/54/60	96	48/54/60
Overall length	in	141.9	93.5	141.9	93.5
Overall width	in	36.6		36.6	
Overall height (With handle)	in	60.47		60.47	
Min. turning radius	in	106.61	86.22	106.61	86.22
Min. aisle width for pallets 1000×1200	in	143.7	99.84	143.7	99.84
Travel speed	mph	6.8/8.7		5.0/5.0	
Lift speed	fpm	6.9/7.9		6.9/9.8	
Driving motor	hp	AC 5.6		AC 5.6	
Battery voltage/capacity	V/Ah	24/150、24/202		24/150、24/202	
Controller		ZAPI		ZAPI	
Battery weight	lbs	666		666	
Service weight with battery	lbs	2521	2284	2624	2344

Warehouse Truck Stacker



Warehouse Truck-Stacker



CDD12J/16J-K-LI



CTD16-960HLI

Model		CDD12J-K-LI		CDD16J-K-LI		CTD16-960HLI
		Straddle		Straddle		Straddle
Type		Single mast	2-Stage STD	Single mast	2-Stage STD	Full free 3-stage
Mast type		Single mast	2-Stage STD	Single mast	2-Stage STD	Full free 3-stage
Load capacity	lb	2400(Rated traction weight)		3500(Rated traction weight)		3500
Load center	in	24		24		24
Operating type		Walkie		Walkie		Walkie
Wheels type		Polyurethane		Polyurethane		PU
Lift height	in	63	79/98/118/138	63	79/98/118/138	177.2/185.0/196.9/212.6
Max, extend height	in	83	100/120/140/160	83	100/120/140/160	196.7/204.7/216.5/236.2
Mast lowered height	in	83	62/72/82/92	83	62/72/82/92	81.2/83.9/87.8/93.0
Overall length	in	70		70		75.2
Overall width	in	45-61		45-61		31.5
Min. turning radius	in	53		53		59
Min. aisle width for pallets 1000×1200	in	87		87		79.9
Travel speed	mph	2.5/2.6		2.5/2.6		3.1/3.4
Lift speed	fpm	18.1/26.8		18.1/26.8		25.6/35.4
Battery voltage/capacity	V/Ah	24/60		24/60		24/270
Controller		CURTIS		CURTIS		ZAPI
Battery weight	lb	35		35		539

Warehouse Truck-Stacker



CQDH15R



CQDH20R

Model	CQDH15R				CQDH20R				
	Single scissor		Dual scissor		Single scissor		Dual scissor		
Loading capacity	lbs	3000		2000		4000		2000	
Load center	in	20		20		20		20	
Operating type		Walkie		Walkie		Walkie		Walkie	
Wheels type		PU		PU		PU		PU	
lift height	in	98/118/138/157	177/197/217	98/118/138/157	177/197/217	98/118/138/157	177/197/217	98/118/138/157	177/197/217
Max.extend height	in	133/153/172/192	212/235/251	133/159/179/198	218/238/258	134/153/173/192	212/232/251	140/159/178/198	217/237/257
Mast lowered height	in	74/83/93/103	86/92/98	74/84/94/103	86/92/99	73/83/93/103	86/92/98	73/83/93/103	86/92/98
Free lift	in	NA	62/66/71	NA	62/66/71	NA	62/66/71	NA	62/66/71
Overall length	in	93/94		100/101		96.4/97.4		99.8/100.6	
Overall width	in	47/51/37		49/37		48.5/50.8		48.5/50.8	
Min.outside turning radius	in	66.6/67.3		68.6/69.4		70/70.8		66.1/66.8	
Min.Aisle width for pallets 1000×1200	in	111.6/112.9		112.6/113.5		115.2/116		113.7/114.8	
Travel speed,laden/unladen	mph	3/3.1		3/3.1		3/3.1		3/3.1	
Lift speed,laden/unladen	fpm	18.7/23.6		18.7/23.6		15.7/23.6		19.7/33.5	
Battery voltage/capacity	V/Ah	24/225		24/225		24/400		24/400	
Reach distance	in	20		47.2		20		47.2	
Lead acid optional		○		○		○		○	

Note: ○ optional — non-configurable



OPL10/OPL12/OPL10-S




OPL10/12



OPL10-S

Model		OPL10	OPL12	OPL10-S
Type		Electric Low Level Order Picker	Electric Low Level Order Picker	Electric Low Level Order Picker
Mast type		-	-	-
loading capacity	lbs	2200	2600	2200
Load center	in	28	20	24
Operating type		Rider	Rider	Rider
Wheels type		PU	PU	PU
Lift height of platform	in	44.9	44.9	47.2
Mast extended height	in	91.9	91.9	92.9
Max. fork lift height	in	-	-	31.5
Mast lowered height	in	50.2	50.2	51.2
Overall length	in	113.6	99.8	109.8
Overall width	in	32	32	32
Min. outside turning radius	in	75.6	75.6	60.4
Min. Aisle width with pallet 1000x1200	in	114	114	124.3
Travelling speed,laden/unladen	mph	4.38/4.44	4.38/4.44	4.78/4.85
Lifting speed,laden/unladen	fpm	19.7/29.5	19.7/29.5	19.7/29.5
Battery voltage/capacity	V/Ah	24/225	24/225	24/300
Controller		CURTIS	CURTIS	CURTIS
Total weight(with battery)	lbs	2635	2635	3638

LPG Forklifts Cushion Tire



LPG Forklifts-Cushion Tire



CPYD20CS



CPYD15/18/20/25/30/32C

Item	LPG Forklift-Cushion Tire (3000-6500 lbs. Capacity)							
Identification								
Series	H3C Series							
Model		CPYD15C	CPYD18C	CPYD20CS	CPYD20C	CPYD25C	CPYD30C	CPYD32C
Rated capacity	lbs	3000	3500	4000	4000	5000	6000	6500
Load center	in	24	24	24	24	24	24	24
Dimensions								
Overall height (overhead guard)	in	82.7	82.7	82.7	83.0	83.0	83.0	83.0
Overall length (with fork/without fork)	in				128.7/92.5	136.8/94.5	140/97.8	141/99
Overall width (single tire)	in	37.6	37.6	37.6	42.0	42.0	44.0	44.0
Min. turning radius (exterior) (A single tire is the same double tires)	in	68.5	70.9	71.7	76	78.7	80.7	81.9
Weight								
Total weight	lbs	6283	6724	7231	8466	9480	10725	11067
Wheels, Chassis								
Tire size (front/rear)	in	18x6x12.125/14x5x10			21x7-15/16x6-10.5		21x8-15/16x6-10.5	
Performance								
Max. traveling speed (loaded/unloaded)	mph	9.9/9.9			10.8/10.8			
Engine mode		KUBOTA WG2503			KUBOTA OR PSI			KUBOTA
Engine rated power	HP/rpm	LPG:58.3/2600	LPG:58.3/2600	LPG:58.3/2600	GAS:57.4/2600 LPG:58.3/2600/GAS:64.3/2700 LPG:61.6/2700			
Engine rated torque	(lb.ft)/rpm	LPG:128.1/1400	LPG:128.1/1400	LPG:128.1/1400	GAS:128.7/1400 LPG:120.7/1800/GAS:125.4/2400 LPG:123.9/1600			
Engine cylinder number		4			4			
Piston displacement	L	2.491			2.491/2.351			

Option: Dual fuel

LPG Forklifts-Cushion Tire



CPYD40/50C




CPYD40/50C BCS

Item	LPG Forklift-Cushion Tire (8000-10000 lbs. Capacity)		LPG Forklift-Cushion Tire (8000-10000 lbs. Capacity)		
Identification					
Series	H3C Series		H3C Series		
Model	CPYD40C	CPYD50C	CPYD40C BCS	CPYD50C BCS	
Rated capacity	lbs	8000	10000	8000	10000
Load center	in	24	24	24	24
Dimensions					
Overall height (overhead guard)	in	85.8	85.8	85.8	85.8
Overall length (with fork/without fork)	in	153/105	157/109	153/105	157/109
Overall width (single tire)	in	50	55.9	50	55.9
Min. turning radius (exterior) (A single tire is the same double tires)	in	91	95	84.6	88.2
Weight					
Total weight	lbs	13690	15498	13790	15810
Wheels, Chassis					
Tire size (front/rear)	in	22x9-16/ 18x7-12.125	22x12-16/ 18x7-12.125	22x9-16/ 18x7-12.125	22x12-16/ 18x7-12.125
Performance					
Max. traveling speed (loaded/unloaded)	mph	11.8/11.8		10.5/11.2	10.5/11.2
Engine mode		KUBOTA WG3800		KUBOTA WG3800	
Engine rated power	HP/rpm	LPG:84.8/2400		84.8/2400	
Engine rated torque	(ft*lb)/rpm	LPG:208.3/1200		208.3/1200	
Engine cylinder number		4		4	
Piston displacement	L	3.77		3.77	

Option: Dual fuel

LPG Forklifts Pneumatic Tire



LPG Forklifts-Pneumatic Tire



Normal duty



CP(Q)YD15/18

CP(Q)YD20/25/30/35

Item		LPG Forklift-Pneumatic (3000-3500 lbs. Capacity)		LPG Forklift-Pneumatic (4000-7000 lbs. Capacity)			
Identification							
Series		H3 Series		H3 Series			
Model		CP(Q)YD15	CP(Q)YD18	CP(Q)YD20	CP(Q)YD25	CP(Q)YD30	CP(Q)YD35
Rated capacity	lbs	3000	3500	4000	5000	6000	7000
Load center	in	24	24	24	24	24	24
Dimensions							
Overall height (overhead guard)	in	84	84	84.7	84.7	85.5	85.5
Overall length (with fork/without fork)	in	126.0/89.8	126.7/90.5	137.8/101.7	146/103.9	150.3/108.3	151/109
Overall width (single tire)	in	42.1	42.1	45.3	45.3	48.3	48.3
Min. turning radius (exterior) (A single tire is the same double tires)	in	75.2	76.0	85.5	88.3	94.6	95.3
Weight							
Total weight	lbs	6079	6365	7540	8377	9634	10582
Wheels, Chassis							
Tire size (front/rear)	in	6.50-10-10PR /5.00-8-8PR	6.50-10-10PR /5.00-8-8PR	7.00-12-12PR/ 6.00-9-10PR	7.00-12-12PR/ 6.00-9-10PR	28×9-15-12PR/ 6.50-10-10PR	28×9-15-14PR/ 6.50-10-10PR
Performance							
Max. traveling speed (loaded/unloaded)	mph	10.6/11.2	10.6/11.2	10.6/11.2	10.6/11.2	11.2/11.8	11.2/11.8
Engine mode		KUBOTA WG2503		KUBOTA OR PSI			KUBOTA
Engine rated power	HP/rpm	GAS:57.4/2600 LPG:58.3/2600		GAS:57.4/2600 LPG:58.3/2600/GAS:64.3/2700 LPG:61.6/2700			
Engine rated torque	(lb.ft)/rpm	GAS:120.4/1800 LPG:128.1/1400		GAS:128.7/1400 LPG:120.7/1800/GAS:125.4/2400 LPG:123.9/1600			
Engine cylinder number		4		4			
Piston displacement	L	2.491		2.491/2.351			

Option: Dual fuel

LPG Forklifts-Pneumatic



CP(Q)YD20/25/30/35

Item	LPG Forklift-Pneumatic(4000-7000 lbs. Capacity)				
Identification					
Series	G3 Series				
Model		CP(Q)YD20	CP(Q)YD25	CP(Q)YD30	CP(Q)YD35
Rated capacity	lb	4000	5000	6000	7000
Load center	in	24	24	24	24
Dimensions					
Overall height(overhead guard)	in	78.7	78.7	83.5	83.5
Overall length(with fork/whithout fork)	in	139.4	147.6	152.8	155.1
Overall width	in	45.7	45.6	48.2	48.2
Min. outside turning radius	in	88.6	90.9	95.5	96.9
Weight					
Total weight	lb	7650	8422	9878	10759
Wheels, Chassis					
Tire size (front/rear)	in	7.00-12-12PR/ 6.00-9-10PR	7.00-12-12PR/ 6.00-9-10PR	28*9-15-14PR/ 6.50-10-10PR	28*9-15-14PR/ 6.50-10-10PR
Performance					
Max. traveling speed(Load/Unloaded)	mph	11.2/11.8	10.6/11.2	11.5/11.8	11.2/11.5
Lifting speed, loaded/unloaded	fpm	108/116.4	108/116.4	106.2/112.2	88.8/92.4
Engine mode	KUBOTA WG2503				
Engine rated power	HP/rpm	58.3/2600			
Engine cylinder number	4				

Option: Dual fuel

LPG Forklifts-Pneumatic Tire



Heavy duty

CP(Q)YD40/45/50




CP(Q)YD50/60/70

Item		LPG Forklift-Pneumatic (8000-10000 lbs. Capacity)			LPG Forklift-Pneumatic (11000-15000 lbs. Capacity)		
Identification							
Series		G3 Series			G Series		
Model		CP(Q)YD40	CP(Q)YD45	CP(Q)YD50	CP(Q)YD55	CP(Q)YD60	CP(Q)YD70
Rated capacity	lbs	8000	9000	10000	11000	13000	15500
Load center	in	24	24	24	24	24	24
Dimensions							
Overall height (overhead guard)	in	92.5	92.5	92.5	96	96	96
Overall length (with fork/without fork)	in	167.5	168.3/174.2	170.3/176.2	185/137	188/140	190/142
Overall width (single tire)	in	59.4	59.4	59.4	80.5	80.5	80.5
Min. turning radius (exterior) (A single tire is the same double tires)	in	112.2	113.4	115.4	127	130	132
Weight							
Total weight	lbs	13750	14322	15224	17592	19246	20569
Wheels, Chassis							
Tire size (front/rear)	in	8.25-15-14PR/ 7.00-12-12PR	300-15-18PRR/7.00-12-14PR		8.25-15-14PR/ 8.25-15-14PR	8.25-15-14PR/ 8.25-15-14PR	8.25-15-14PR/ 8.25-15-14PR
Performance							
Max. traveling speed (loaded/unloaded)	mph	15.6/16.3			10.5/9.6	10.5/9.6	8.9/8.3
Engine mode		KUBOTA WG3800			Kubota WG3800		
Engine rated power	HP/rpm	GAS:73.2/2400 LPG:73.2/2400			LPG:63.2/2400 GAS, LPG:54.6/2400		
Engine rated torque	(lb.ft)/rpm	GAS:182/1400 LPG:200.1/1400			LPG:252/2400 GAS, LPG:217/2400		
Engine cylinder number		4			4-3.9×4.7		
Piston displacement	L	3.77			3.77		

Option: Dual fuel

Diesel Forklifts



Diesel Forklifts



CPCD15/18

Normal duty



CPCD20/25/30/35

Item	Diesel Forklift-Pneumatic (3000-7000 lbs. Capacity)							
Identification								
Series	H3 Series							
Model		CPCD15	CPCD18	CPCD20	CPCD25	CPCD30	CPCD35	
Rated capacity	lbs	3000	3500	4000	5000	6000	7000	
Load center	in	24	24	24	24	24	24	
Dimensions								
Overall height (overhead guard)	in	84	84	84.7	84.7	85.5	85.5	
Overall length (with fork/without fork)	in	126.0/89.8	126.7/90.5	137.8/101.7	146/103.9	150.3/108.3	151/109	
Overall width (single tire)	in	42.1	42.1	45.3	45.3	48.3	48.3	
Min. turning radius (exterior) (a single tire is the same double tires)	in	75.2	76.0	85.5	88.3	94.6	95.3	
Weight								
Total weight	lbs	6079	6365	7540	8377	9634	10582	
Wheels, Chassis								
Tire size (front/rear)	in	6.50-10-10PR/ 5.00-8-8PR	6.50-10-10PR/ 5.00-8-8PR	7.00-12-12PR/ 6.00-9-10PR	7.00-12-12PR/ 6.00-9-10PR	28×9-15-12PR/ 6.50-10-10PR	28×9-15-14PR/ 6.50-10-10PR	
Performance								
Max. traveling speed (loaded/unloaded)	mph	10.6/11.2	10.6/11.2	10.6/11.8	10.6/11.8	11.2/11.8	11.8/11.8	
Engine mode		Kubota V2403			Kubota V2403-CR-TE5B			
Engine rated power	HP/rpm	45.1/2400			57.9/2400			
Engine rated torque	(lb.ft)/rpm	116/1600			146.4/1600			
Emission standard		T4F			T4F			
Engine cylinder number		4			4			
Piston displacement	L	2.434			2.434			

Diesel Forklifts



CPCD40/45/50

Heavy duty



CPCD55/60/70/85/100

Item		Diesel Forklift-Pneumatic (8000-10000 lbs. Capacity)			Diesel Forklift-Pneumatic (11000-22000 lbs. Capacity)				
Identification									
Series		G3 Series			G Series				
Model		CPCD40	CPCD45	CPCD50	CPCD55	CPCD60	CPCD70	CPCD85	CPCD100
Rated capacity	lbs	8000	9000	10000	11000	13000	15500	18500	22000
Load center	in	24	24	24	24	24	24	24	24
Dimensions									
Overall height (overhead guard)	in	91.3	91.3	91.3	96.5	96.5	96.5	100.8	100.8
Overall length (with fork/without fork)	in	171/123	173/125	175/127	185.4/137.4	188.6/140.6	190.6/142.6	204/156	213.8/165.8
Overall width (single tire)	in	60.6	60.6	60.6	80.5	80.5	80.5	85.2	85.2
Min. turning radius (exterior) (a single tire is the same double tires)	in	111.6	113.4	115.7	127.6	129.9	132.7	143.7	153.5
Weight									
Total weight	lbs	14352	15080	16424	18300	19950	21300	25500	27900
Wheels, Chassis									
Tire size (front/rear)	in	300-15-18PR/7.00-12-14PR			8.25-15-14PR/ 8.25-15-14PR	8.25-15-14PR/ 8.25-15-14PR	8.25-15-14PR/ 8.25-15-14PR	9.00-20-14PR/ 9.00-20-14PR	9.00-20-14PR/ 9.00-20-14PR
Performance									
Max. traveling speed (loaded/unloaded)	mph	14.3/15.5			17.4/19.6	17.1/19.5	16.9/19.4	17.0/19.5	16.3/19.3
Engine mode		Cummins QSF3.8			Cummins QSF3.8T4F				
Engine rated power	HP/rpm	74/2200			119.3/2200				
Engine rated torque	(lb.ft)/rpm	295/1300			360/1600				
Emission standard		T4F			T4F				
Engine cylinder number		4			4				
Piston displacement	L	3.8			3.8				

Diesel Forklifts



CPCD120/140/150/160-C2Z-09

Item	Diesel Forklift-Pneumatic				
Identification					
Series	G Series				
Model	CPCD120-C2Z-09	CPCD140-C2Z-09	CPCD150-C2Z-09	CPCD160-C2Z-09	
Rated capacity	lbs	26000	31000	33000	35000
Load center	in	36	36	36	36
Dimensions					
Overall height (overhead guard)	in	132	133	133	133
Overall length (with fork/without fork)	in	264	280	280	280
Overall width (single tire)	in	101	101	101	101
Min. turning radius (exterior) (a single tire is the same double tires)	in	175.2	187	187	187
Weight					
Total weight	lbs	39242	45195	46297	47399
Wheels, Chassis					
Tire size (front/rear)	in	11.00-20	12.00-20	12.00-20	12.00-20
Performance					
Max. traveling speed (loaded/unloaded)	mph	15.5/16.8	16.3/16.9	16.3/16.9	16.3/16.9
Engine mode		CUMMINS QSB6.7	CUMMINS QSB6.7	CUMMINS QSB6.7	CUMMINS QSB6.7
Engine rated power	HP/rpm	173/2200	200/2200	200/2200	200/2200
Engine rated torque	(ft*lb)/rpm	650/1300	730/1300	730/1300	730/1300
Emission standard		T4F/StageV	T4F/StageV	T4F/StageV	T4F/StageV
Piston displacement	L	6.7	6.7	6.7	6.7
Drive axle mode		Meritor	Kessler	Kessler	Kessler

Diesel Forklifts



CPCD135/150/160-C2Z-06

Item		Diesel Forklift-Pneumatic		
Identification				
Series		G Series		
Model		CPCD135-C2Z-06	CPCD150-C2Z-06	CPCD160-C2Z-06
Rated capacity	lbs	30000	33000	35000
Load center	in	24	24	24
Dimensions				
Overall height (overhead guard)	in	132	133	133
Overall length (with fork/without fork)	in	246	247	247
Overall width (single tire)	in	101	101	101
Min. turning radius (exterior) (a single tire is the same double tires)	in	175.2	177.2	177.2
Weight				
Total weight	lbs	39242	40565	41446
Wheels, Chassis				
Tire size (front/rear)	in	11.00-20	12.00-20	12.00-20
Performance				
Max. traveling speed (loaded/unloaded)	mph	15.5/16.8	16.2/17.4	16.2/17.4
Engine mode		CUMMINS QSB6.7	CUMMINS QSB6.7	CUMMINS QSB6.7
Engine rated power	HP/rpm	173/2200	173/2200	173/2200
Engine rated torque	(lb.ft)/rpm	650/1300	650/1300	650/1300
Emission standard		T4F/StageV	T4F/StageV	T4F/StageV
Piston displacement	L	6.7	6.7	6.7
Drive axle mode		Meritor	Meritor	Meritor

Diesel Forklifts



CPCD200/250/280/300/320/350/380/420/460-VZ1-12IVG2

Item	Diesel Forklift-Pneumatic										
Identification											
Series	G Series										
Model	CPCD200 -VZ1-12IVG2	CPCD250 -VZ1-12IVG2	CPCD280 -VZ1-12IVG2	CPCD300 -VZ1-12IVG2	CPCD320 -VZ1-12IVG2	CPCD350 -VZ1-12IV	CPCD380 -VD2-12IV	CPCD420 -VD2-12IV	CPCD460 -VD2-12IV		
Rated capacity	lbs	44000	55000	61600	66000	70500	77000	83600	92500	101200	
Load center	in	47.2	47.2	47.2	47.2	47.2	47.2	47.2	47.2	47.2	
Dimensions											
Overall height (overhead guard)	in	149	149	152	152	152	152	176	172	172	
Overall length (with fork/without fork)	in	344	344	360	360	360	360	389	408	408	
Overall width (single tire)	in	120	120	136	136	136	136	162	162	162	
Min. turning radius (exterior) (a single tire is the same double tires)	in	233	233	252	252	252	252	274	296	296	
Weight											
Total weight	lbs	73193	80468	88185	92594	94799	101412	113758	120372	124781	
Wheels, Chassis											
Tire size (front/rear)	in	14.00-24	14.00-24	16.00-25	16.00-25	16.00-25	16.00-25	18.00-25	18.00-25	18.00-25	
Performance											
Max. traveling speed (loaded/unloaded)	mph	15/16.1	15/16.1	14.3/15.5	14.3/15.5	14.3/15.5	14.3/15.5	13.7/15.2	13.7/15.2	13.7/15.2	
Engine mode	VOLVO TAD871VE							VOLVO TAD1171VE			
Engine rated power	HP/rpm	248/2200							355/2100		
Engine rated torque	(lb.ft)/rpm	856/1350							1317/1316		
Emission standard	T4F							T4F			
Piston displacement	L	7.7	7.7	7.7	7.7	7.7	7.7	10.84	10.84	10.84	
Drive axle mode		Kessler	Kessler	Kessler	Kessler	Kessler	Kessler	Kessler	Kessler	Kessler	



For product details, please contact
HELI AMERICA INC

Diesel Forklifts



CPCD30



CPCD30

Item		Rough Terrain Forklift(2WD)	Rough Terrain Forklift(4WD)
Identification			
Series		G3	G3
Model		CPCD30-KU5Y2G3	CPCD30-KU5Y4G3
Rated capacity	lb	6000	6000
Load center	in	24	24
Dimensions			
Overall height(overhead guard)	in	96.5	96.5
Overall length(with fork/without fork)	in	163.1/121.8	163.1/121.8
Overall width	in	64.6	64.6
Min.outside turning radius	in	133.9	139.8
Weight			
Total weight	lb	11220	11660
Wheels, Chassis			
Tire size (front/rear)	in	14-17.5-16TL/10-16.5-10PR	14-17.5-16TL/10-16.5-10PR
Performance			
Max.traveling speed (Loaded/Unloaded)		12.5	12.5
Lifting speed, loaded/unloaded	HP/rpm	88.6/102.4	88.6/102.4
Engine mode	(lb.ft)/rpm	Kubota V2403T-CR-TE5B	Kubota V2403T-CR-TE5B
Engine rated power		57.9/2400	57.9/2400
Engine rated torque		146.4/1500	146.4/1500
Engine cylinder number		4	4

Diesel Forklifts




CPCD50-CU1Y4G3



CQCJ30-KUY3G3

Item		Rough Terrain Forklift	Truck-mounted forklift
Identification			
Series		G3	G3
Model		CPCD50-CU1Y4G3	CQCJ30-KUY3G3
Rated capacity	lbs	11000	6600
Load center	in	24	24
Dimensions			
Overall height(overhead guard)	in	100.4	100.4
Overall length(with fork/whithout fork)	in	195.3/147.2	118.3/invalid
Overall width	in	83.9	92.1
Min. outside turning radius	in	179.5	122
Weight			
Total weight	lbs	19842	6834
Wheels, Chassis			
Tire size (front/rear)	in	17.5-65-22.5TL/12.5-80-18TL	27×10-12/27×10-12
Performance			
Max. traveling speed(Load/Unloaded)	mph	18.6/19.9	7.46/8.07
Lifting speed, loaded/unloaded	fpm	94.5/102.4	51.2/51.2
Engine mode		Cummins F3.8	KUBOTA V2607-CR-EW03
Engine rated power	HP/rpm	120.7/2200	50.2/2400
Engine rated torque	(lb.ft)/rpm	368.7/1500	128.4/1500
Engine cylinder number		4	4

Li-ion Tractor



Li-ion Tractor



QYD20/30/40/50/60/70S

Item		Lithium battery tractor (4400-15400 lbs. Capacity)					
Identification		G2 Series					
Series		QYD20S	QYD30S	QYD40S	QYD50S	QYD60S	QYD70S
Model designation		QYD20S	QYD30S	QYD40S	QYD50S	QYD60S	QYD70S
Configuration number		-J3G2LI	-J3G2LI	-J3G2LI	-J3G2LI	-J3G2LI	-J3G2LI
Rated towing weight	lbs	4400	6600	8800	11000	13200	15400
Max. towing force	N	3000	3100	6000	6100	8000	8100
Dimensions							
Height	in	50.0	50.0	50.0	50.0	60.6	60.6
Overall length	in	68.5	68.5	76.8	76.8	81.1	81.1
Overall Width	in	33.9	33.9	37.8	37.8	41.3	41.3
Min.outside turning radius	in	60.2	60.2	63	63	70.5	70.5
Wheels, Chassis							
Tire size(front)		3.50-5	3.50-5	4.00-8	4.00-8	4.00-8	4.00-8
Tire (rear)		4.00-8	4.00-8	4.00-8	4.00-8	4.00-8	4.00-8
Tire type		Cushion	Cushion	Cushion	Cushion	Cushion	Cushion
Weight							
Total approximate weight	lbs	1250	1250	2046	2046	2420	2420
Performance							
Travel speed, loaded/unloaded	mph	5.6/7.5	5.6/7.5	5//7.5	5//7.5	5.6/8.8	5.6/8.8
Battery voltage/rated capacity (5h)	V/Ah	24/200	24/200	48/200	48/200	48/252	48/252
Drive motor power	HP	4	4	5.4	5.4	8.7	8.7
Steering motor power	HP	-	-	-	-	0.8	0.8
Controls		INMOTION	INMOTION	INMOTION	INMOTION	INMOTION	INMOTION

Li-ion Tractor



QYD30/45/50S

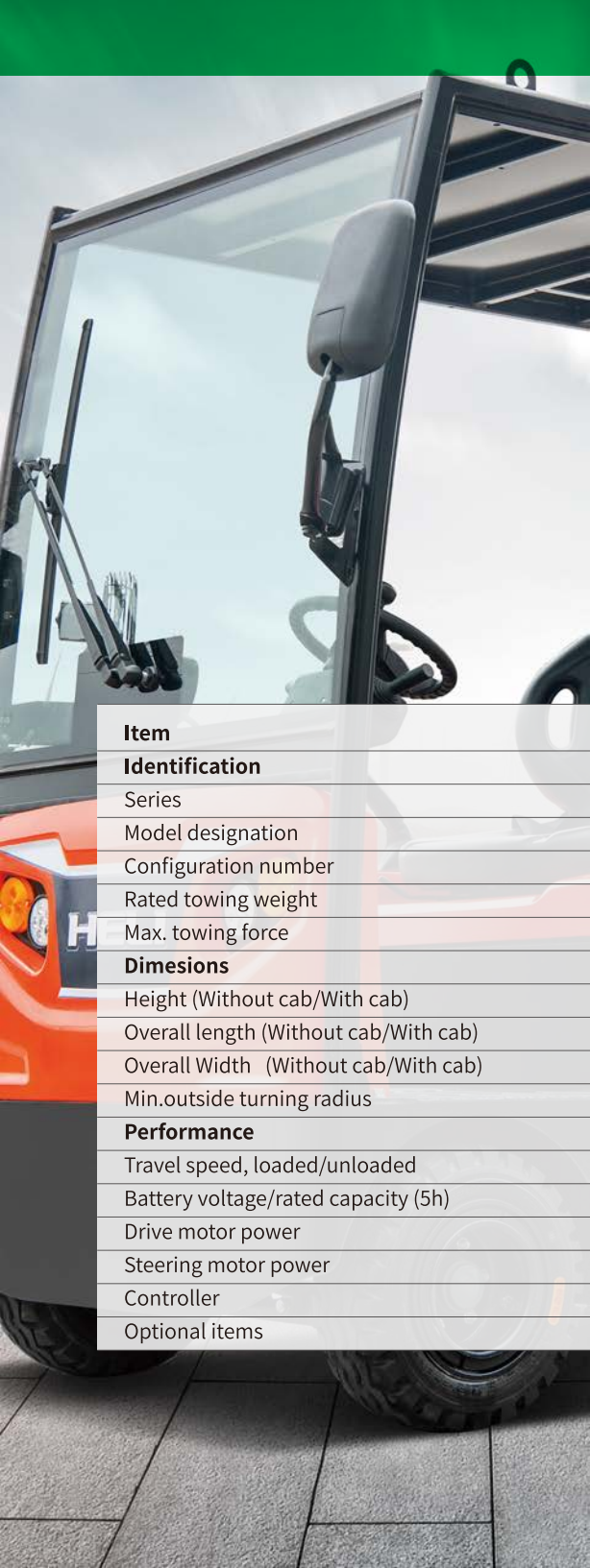
Item	Stand-on Lithium battery tractor (6600-11000 lbs. Capacity)			
Identification				
Series	G2 Series			
Model designation	QYD30S	QYD45S	QYD50S	
Configuration number	L3G2LI	L3G2LI	-L3G2LI	
Rated towing weight	lbs	6600	9900	11000
Max. towing force	N	1250	1250	1250
Dimensions				
Height	in	53.1	53.1	53.1
Overall length	in	56.3	56.3	56.3
Overall Width	in	29.6	29.6	29.6
Min.outside turning radius	in	49.2	49.2	49.2
Wheels, Chassis				
Tire size(front)		10×4×6.5	10×4×6.5	10x4x6.5
Tire (rear)		10×5×6.5	10×5×6.5	10x5x6.5
Tire type		Solid	Solid	Solid
Weight				
Total approximate weight	lbs	1830	1830	1936
Performance				
Travel speed, loaded/unloaded	mph	4.4/5	3.8/5	3.8//5
Battery voltage/rated capacity (5h)	V/Ah	48/120	48/120	48/125
Drive motor power	HP	4.0	4.0	4
Steering motor power	HP	0.8	0.8	0.8
Controls		INMOTION	INMOTION	INMOTION

Tractor



QYQD20/25-KUG

Item		Internal-combustion tow tractor(4400-5500 lbs. Capacity)	
Identification			
Series		G Series	
Model		QYQD20-KUG	QYQD25-KUG
Rated towing weight	lbs	20000	25000
Max. towing force	N	4400	5500
Dimensions			
Height (At steering wheel/With cab)	in	53.9/81.5	53.9/81.5
Overall length	in	120.1	120.1
Overall Width	in	54.7	54.7
Min.outside turning radius	in	≤128	≤128
Weight			
Total weight	lbs	7040	8140
Wheels, Chassis			
Tyre size(front)		6.50-10-10PR	6.50-10-10PR
Tyre size(rear)		7.00-15-12PR	7.00-15-12PR
Performance			
Max.traveling speed (without loaded)	mph	15.6	12.5
Engine mode		KUBOTA WG2503	
Engine rated power	HP/rpm	GAS:57.4/2600	
Engine rated torque	(lb.ft)/rpm	GAS:128.7/1400	
Engine cylinder number		4	
Piston displacement	L	2.491	



Li-ion Tractor



QYD80/100/120/150

Item		Lithium battery tractor			
Identification		G2 Series			
Series		QYD80	QYD100	QYD120	QYD150
Model designation		QYD80	QYD100	QYD120	QYD150
Configuration number		A2LIG2	A2LIG2	A2LIG2	A2LIG2
Rated towing weight	lbs	17600	22000	26400	33000
Max. towing force	N	10000	11000	12000	13000
Dimensions					
Height (Without cab/With cab)	in	52.3/80.5	52.3/80.5	52.3/80.5	52.3/80.5
Overall length (Without cab/With cab)	in	83.6/90.5	83.6/90.5	83.6/90.5	83.6/90.5
Overall Width (Without cab/With cab)	in	42.1/42.1	42.1/42.1	42.1/42.1	42.1/42.1
Min.outside turning radius	in	74.8	74.8	74.8	74.8
Performance					
Travel speed, loaded/unloaded	mph	7.5/10	6.8/10	6.2//10	6.2//10
Battery voltage/rated capacity (5h)	V/Ah	80/202	80/202	80/202	80/271
Drive motor power	HP	11	11	11	16
Steering motor power	HP	1.8	1.8	1.8	1.8
Controller		ZAPI	ZAPI	ZAPI	ZAPI
Optional items	Cab, Semi enclosed cab, Solid tire, Led warning light, Appearance color, lithium battery capacity.				

HELI

HELI AMERICA INC

ADD: 4025 Welcome All Road, Suite 150 Atlanta, GA30349, U.S.A.

E-MAIL: heli@heliforkliftamerica.com

www.heliforkliftamerica.com